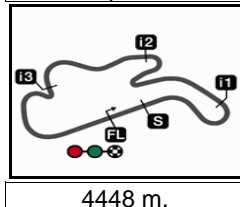


ANIMOCA BRANDS AUSTRALIAN MOTORCYCLE GRAND PRIX


Free Practice Nr. 2

Classification

6



4448 m.

		Rider	Nation	Team	Motorcycle	Time	Lap	Total	Gap	Top Speed
1	5	Johann ZARCO	FRA	Prima Pramac Racing	DUCATI	1'29.475	17	18		340.7
2	72	Marco BEZZECCHI	ITA	Mooney VR46 Racing Team	DUCATI	1'29.513	20	21	0.038 0.038	347.3
3	44	PoI ESPARGARO	SPA	Repsol Honda Team	HONDA	1'29.527	21	22	0.052 0.014	344.0
4	20	Fabio QUARTARARO	FRA	Monster Energy Yamaha MotoGP	YAMAHA	1'29.614	18	20	0.139 0.087	340.7
5	12	Maverick VIÑALES	SPA	Aprilia Racing	APRILIA	1'29.745	16	19	0.270 0.131	347.3
6	93	Marc MARQUEZ	SPA	Repsol Honda Team	HONDA	1'29.775	18	20	0.300 0.030	345.0
7	41	Aleix ESPARGARO	SPA	Aprilia Racing	APRILIA	1'29.832	19	20	0.357 0.057	346.1
8	63	Francesco BAGNAIA	ITA	Ducati Lenovo Team	DUCATI	1'29.838	17	18	0.363 0.006	348.4
9	23	Enea BASTIANINI	ITA	Gresini Racing MotoGP	DUCATI	1'29.849	19	20	0.374 0.011	348.4
10	89	Jorge MARTIN	SPA	Prima Pramac Racing	DUCATI	1'29.881	19	21	0.406 0.032	345.0
11	88	Miguel OLIVEIRA	POR	Red Bull KTM Factory Racing	KTM	1'29.923	19	20	0.448 0.042	330.3
12	36	Joan MIR	SPA	Team SUZUKI ECSTAR	SUZUKI	1'29.944	16	18	0.469 0.021	346.1
13	43	Jack MILLER	AUS	Ducati Lenovo Team	DUCATI	1'30.021	16	16	0.546 0.077	346.1
14	73	Alex MARQUEZ	SPA	LCR Honda CASTROL	HONDA	1'30.088	20	20	0.613 0.067	347.3
15	33	Brad BINDER	RSA	Red Bull KTM Factory Racing	KTM	1'30.099	18	20	0.624 0.011	340.7
16	42	Alex RINS	SPA	Team SUZUKI ECSTAR	SUZUKI	1'30.138	21	22	0.663 0.039	345.0
17	49	Fabio DI GIANNANTONIO	ITA	Gresini Racing MotoGP	DUCATI	1'30.158	16	17	0.683 0.020	341.8
18	35	Cal CRUTCHLOW	GBR	WithU Yamaha RNF MotoGP Tea	YAMAHA	1'30.206	21	21	0.731 0.048	340.7
19	21	Franco MORBIDELLI	ITA	Monster Energy Yamaha MotoGP	YAMAHA	1'30.619	18	20	1.144 0.413	339.6
20	10	Luca MARINI	ITA	Mooney VR46 Racing Team	DUCATI	1'30.725	17	17	1.250 0.106	340.7
21	25	Raul FERNANDEZ	SPA	Tech3 KTM Factory Racing	KTM	1'30.841	18	20	1.366 0.116	340.7
22	87	Remy GARDNER	AUS	Tech3 KTM Factory Racing	KTM	1'30.940	19	20	1.465 0.099	334.4
23	40	Darryn BINDER	RSA	WithU Yamaha RNF MotoGP Tea	YAMAHA	1'31.078	19	20	1.603 0.138	336.5
24	45	Tetsuta NAGASHIMA	JPN	LCR Honda IDEMITSU	HONDA	1'31.577	16	19	2.102 0.499	339.6

Practice condition: Dry

Air: 16°

Humidity: 62%

Ground: 23°

Fastest Lap:	Lap: 17	Johann ZARCO	1'29.475	178.9 Km/h
Best Race Lap:	2013	Marc MARQUEZ	1'28.108	181.7 Km/h
All Time Lap Record:	2013	Jorge LORENZO	1'27.899	182.1 Km/h

The results are provisional until the end of the limit for protest and appeals.

Time limit for protest expires 30' after publication of the results - Time:

These data/results cannot be reproduced, stored and/or transmitted in whole or in part by any manner of electronic, mechanical, photocopying, recording, broadcasting or otherwise now known or herein after developed without the previous express consent by the copyright owner, except for reproduction in daily press and regular printed publications on sale to the public within 60 days of the event related to those data/results and always provided that copyright symbol appears together as follows below.

© DORNA, 2022

Official MotoGP Timing by TISSOT

www.motogp.com

Phillip Island, Friday, October 14, 2022

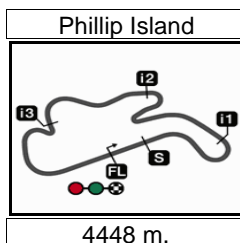


ANIMOCA BRANDS AUSTRALIAN MOTORCYCLE GRAND PRIX

Free Practice Nr. 2

Combined Free Practice Times

7



	Rider	Nation	Team	MOTORCYCLE	FP1	FP2	Gap
1	5 J.ZARCO	FRA	Prima Pramac Racing	DUCATI	1'30.368 21	1'29.475 17	
2	72 M.BEZZECCHI	ITA	Mooney VR46 Racing Team	DUCATI	1'31.166 20	1'29.513 20	0.038 0.038
3	44 P.ESPARGARO	SPA	Repsol Honda Team	HONDA	1'31.194 15	1'29.527 21	0.052 0.014
4	20 F.QUARTARARO	FRA	Monster Energy Yamaha MotoGP	YAMAHA	1'31.195 20	1'29.614 18	0.139 0.087
5	12 M.VIÑALES	SPA	Aprilia Racing	APRILIA	1'31.436 18	1'29.745 16	0.270 0.131
6	93 M.MARQUEZ	SPA	Repsol Honda Team	HONDA	1'30.897 13	1'29.775 18	0.300 0.030
7	41 A.ESPARGARO	SPA	Aprilia Racing	APRILIA	1'30.687 21	1'29.832 19	0.357 0.057
8	63 F.BAGNAIA	ITA	Ducati Lenovo Team	DUCATI	1'31.077 20	1'29.838 17	0.363 0.006
9	23 E.BASTIANINI	ITA	Gresini Racing MotoGP	DUCATI	1'30.790 19	1'29.849 19	0.374 0.011
10	89 J.MARTIN	SPA	Prima Pramac Racing	DUCATI	1'31.419 22	1'29.881 19	0.406 0.032
11	88 M.OLIVEIRA	POR	Red Bull KTM Factory Racing	KTM	1'31.950 11	1'29.923 19	0.448 0.042
12	36 J.MIR	SPA	Team SUZUKI ECSTAR	SUZUKI	1'31.531 21	1'29.944 16	0.469 0.021
13	43 J.MILLER	AUS	Ducati Lenovo Team	DUCATI	1'30.459 18	1'30.021 16	0.546 0.077
14	73 A.MARQUEZ	SPA	LCR Honda CASTROL	HONDA	1'30.493 19	1'30.088 20	0.613 0.067
15	33 B.BINDER	RSA	Red Bull KTM Factory Racing	KTM	1'32.566 20	1'30.099 18	0.624 0.011
16	42 A.RINS	SPA	Team SUZUKI ECSTAR	SUZUKI	1'30.511 20	1'30.138 21	0.663 0.039
17	49 F.DI GIANNANTO	ITA	Gresini Racing MotoGP	DUCATI	1'31.087 20	1'30.158 16	0.683 0.020
18	35 C.CRUTCHLOW	GBR	WithU Yamaha RNF MotoGP Team	YAMAHA	1'31.868 16	1'30.206 21	0.731 0.048
19	21 F.MORBIDELLI	ITA	Monster Energy Yamaha MotoGP	YAMAHA	1'32.178 13	1'30.619 18	1.144 0.413
20	10 L.MARINI	ITA	Mooney VR46 Racing Team	DUCATI	1'32.831 12	1'30.725 17	1.250 0.106
21	25 R.FERNANDEZ	SPA	Tech3 KTM Factory Racing	KTM	1'32.947 18	1'30.841 18	1.366 0.116
22	87 R.GARDNER	AUS	Tech3 KTM Factory Racing	KTM	1'32.207 19	1'30.940 19	1.465 0.099
23	40 D.BINDER	RSA	WithU Yamaha RNF MotoGP Team	YAMAHA	1'31.700 20	1'31.078 19	1.603 0.138
24	45 T.NAGASHIMA	JPN	LCR Honda IDEMITSU	HONDA	1'34.437 15	1'31.577 16	2.102 0.499

Pole Position Record:	2013	Jorge LORENZO	1'27.899	182.1 Km/h
Best Race Lap:	2013	Marc MARQUEZ	1'28.108	181.7 Km/h
All Time Lap Record:	2013	Jorge LORENZO	1'27.899	182.1 Km/h

The results are provisional until the end of the limit for protest and appeals.

Time limit for protest expires 60' after publication of the results - Time:

These data/results cannot be reproduced, stored and/or transmitted in whole or in part by any manner of electronic, mechanical, photocopying, recording, broadcasting or otherwise now known or herein after developed without the previous express consent by the copyright owner, except for reproduction in daily press and regular printed publications on sale to the public within 60 days of the event related to those data/results and always provided that copyright symbol appears together as follows below.

© DORNA, 2022

Official MotoGP Timing by TISSOT
www.motogp.com

Phillip Island, Friday, October 14, 2022



ANIMOCA BRANDS AUSTRALIAN MOTORCYCLE GRAND PRIX

Free Practice Nr. 2

Top Speed & Average

8



Rider

Nation

Motorcycle

Top 5 speeds

Average

Top

Rider	Nation	Motorcycle	Top 5 speeds					Average	Top
23 Enea BASTIANINI	ITA	DUCATI	348.4	347.3	347.3	346.1	346.1	347.0	348.4
63 Francesco BAGNAIA	ITA	DUCATI	348.4	347.3	347.3	347.3	345.0	346.5	348.4
12 Maverick VIÑALES	SPA	APRILIA	347.3	345.0	345.0	345.0	345.0	345.4	347.3
72 Marco BEZZECCHI	ITA	DUCATI	347.3	345.0	344.0	344.0	342.9	344.4	347.3
73 Alex MARQUEZ	SPA	HONDA	347.3	346.1	344.0	342.9	341.8	343.7	347.3
36 Joan MIR	SPA	SUZUKI	346.1	344.0	344.0	344.0	342.9	343.8	346.1
41 Aleix ESPARGARO	SPA	APRILIA	346.1	346.1	345.0	345.0	344.0	344.6	346.1
43 Jack MILLER	AUS	DUCATI	346.1	344.0	344.0	342.9	342.9	343.7	346.1
42 Alex RINS	SPA	SUZUKI	345.0	345.0	345.0	344.0	344.0	344.5	345.0
89 Jorge MARTIN	SPA	DUCATI	345.0	344.0	342.9	342.9	342.9	343.5	345.0
93 Marc MARQUEZ	SPA	HONDA	345.0	344.0	342.9	342.9	342.9	343.4	345.0
44 Pol ESPARGARO	SPA	HONDA	344.0	344.0	344.0	344.0	344.0	344.0	344.0
49 Fabio DI GIANNANTONIO	ITA	DUCATI	341.8	341.8	340.7	340.7	340.7	341.1	341.8
5 Johann ZARCO	FRA	DUCATI	340.7	340.7	339.6	339.6	338.6	339.2	340.7
10 Luca MARINI	ITA	DUCATI	340.7	339.6	339.6	338.6	338.6	339.4	340.7
20 Fabio QUARTARARO	FRA	YAMAHA	340.7	340.7	339.6	339.6	339.6	340.0	340.7
25 Raul FERNANDEZ	SPA	KTM	340.7	339.6	339.6	338.6	334.4	337.9	340.7
33 Brad BINDER	RSA	KTM	340.7	339.6	339.6	337.5	336.5	338.8	340.7
35 Cal CRUTCHLOW	GBR	YAMAHA	340.7	339.6	339.6	339.6	339.6	339.8	340.7
21 Franco MORBIDELLI	ITA	YAMAHA	339.6	339.6	338.6	338.6	338.6	338.9	339.6
45 Tetsuta NAGASHIMA	JPN	HONDA	339.6	339.6	339.6	338.6	338.6	339.1	339.6
40 Darryn BINDER	RSA	YAMAHA	336.5	335.4	335.4	334.4	334.4	335.1	336.5
87 Remy GARDNER	AUS	KTM	334.4	333.4	332.3	330.3	330.3	332.1	334.4
88 Miguel OLIVEIRA	POR	KTM	330.3	330.3	330.3	329.3	327.3	329.5	330.3

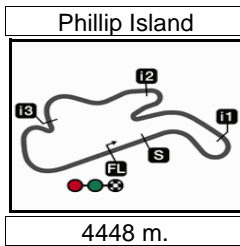
These data/results cannot be reproduced, stored and/or transmitted in whole or in part by any manner of electronic, mechanical, photocopying, recording, broadcasting or otherwise now known or herein after developed without the previous express consent by the copyright owner, except for reproduction in daily press and regular printed publications on sale to the public within 60 days of the event related to those data/results and always provided that copyright symbol appears together as follows below.

© DORNA, 2022

Official MotoGP Timing by TISSOT
www.motogp.com



Phillip Island, Friday, October 14, 2022



ANIMOCA BRANDS AUSTRALIAN MOTORCYCLE GRAND PRIX
Free Practice Nr. 2
Chronological Analysis of Performances

9

* Lap / Sector time cancelled T1 Time from finish line to 1st intermed. T3 Time from 2nd intermed. to 3rd intermed.
P Crossing the finish line in pit lane T2 Time from 1st intermed. to 2nd intermed. T4 Time from 3rd intermediate to finish line
**Tyre data subject to further updates

Lap	Lap Time	T1	T2	T3	T4	Speed	Lap	Lap Time	T1	T2	T3	T4	Speed
1st	5	Johann ZARCO		DUCATI		FRA	11	1'30.801	21.571	26.514	17.630	25.086	336.5
		Prima Pramac Racing					12	1'30.789	21.574	26.501	17.593	25.121	336.5
		Runs=2 Total laps=18 Full laps=13					13	1'30.985	21.543	26.499	17.660	25.283	340.7
Run #	1	Front Tyre	Slick-Medium	Rear Tyre	Slick-Medium		14	1'30.873	21.518	26.508	17.640	25.207	337.5
		New Tyre		5 Laps at start			15	1'30.788	21.538	26.439	17.601	25.210	340.7
1	2'42.020	35.197	30.762	18.467	25.462		16	1'28.254 P	21.478	26.594	17.713	22.469	342.9
2	1'32.342	22.215	26.962	17.956	25.209	320.5							
3	1'31.826	22.127	27.110	17.670	24.919	334.4							
4	1'30.769	21.570	26.661	17.491	25.047	340.7							
5	1'31.420	22.127	26.562	17.602	25.129	334.4							
6	1'31.069	21.755	26.547	17.632	25.135	339.6							
7	1'44.579 P	22.028	39.174	20.653	22.724	338.6							
Run #	2	Front Tyre	Slick-Medium	Rear Tyre	Slick-Medium		17	1'49.141	37.355	28.290	18.127	25.369	
		7 Laps at start		12 Laps at start			18	1'29.871	21.398	26.184	17.431	24.858	341.8
8	1'48.061	36.363	28.309	17.969	25.420		19	1'38.782	21.486	34.079	18.107	25.110	341.8
9	1'31.294	21.845	26.680	17.592	25.177	333.4	20	1'29.513	21.250	26.050	17.281	24.932	344.0
10	1'31.305	21.612	26.693	17.709	25.291	338.6	21	1'45.194	23.831	37.306	18.816	25.241	344.0
11	1'31.255	21.624	26.579	17.865	25.187	338.6							
12	1'31.665	21.741	26.737	17.779	25.408	338.6							
13	1'31.049	21.609	26.550	17.617	25.273	338.6							
14	1'36.421 P	24.216	29.989	19.145	23.071	337.5							
Run #	3	Front Tyre	Slick-Medium	Rear Tyre	Slick-Soft		3rd	44	Poi ESPARGARO		HONDA		SPA
		New Tyre		New Tyre					Repsol Honda Team		Runs=2 Total laps=22 Full laps=17		
15	1'46.842	35.748	28.062	17.880	25.152								
16	1'29.844	21.480	26.289	17.312	24.763	339.6							
17	1'29.475	21.208	26.171	17.279	24.817	340.7							
18	1'36.597	25.476	27.765	18.061	25.295	338.6							
Run #	1	Front Tyre	Slick-Medium	Rear Tyre	Slick-Medium		Run #	1	Front Tyre	Slick-Medium	Rear Tyre	Slick-Medium	
		New Tyre		New Tyre					New Tyre		New Tyre		
1	2'15.179	36.749	30.295	20.036	26.682		1	2'12.101	36.447	28.933	18.430	26.055	
2	1'36.423	22.559	29.888	18.599	25.377	330.3	2	1'33.818	22.158	27.130	18.699	25.831	333.4
3	1'31.847	21.966	26.956	17.786	25.139	336.5	3	1'31.427	21.735	26.739	17.700	25.253	338.6
4	1'30.673	21.710	26.503	17.441	25.019	335.4	4	1'31.305	21.621	26.718	17.674	25.292	341.8
5	1'31.303	21.688	26.630	17.914	25.071	336.5	5	1'38.195	23.161	29.088	19.966	25.980	337.5
6	1'30.652	21.495	26.506	17.625	25.026	347.3	6	1'30.848	21.427	26.572	17.623	25.226	340.7
7	1'36.935	21.521	32.375	17.798	25.241	336.5	7	1'35.264	21.548	30.577	17.846	25.293	339.6
8	1'29.458 P	21.714	26.515	17.733	23.496	342.9	8	1'38.581 P	22.365	34.617	18.582	23.017	341.8
Run #	2	Front Tyre	Slick-Medium	Rear Tyre	Slick-Medium		Run #	2	Front Tyre	Slick-Medium	Rear Tyre	Slick-Medium	
		8 Laps at start		8 Laps at start					8 Laps at start		8 Laps at start		
9	1'49.381	35.652	27.859	18.355	27.515		9	1'46.148	34.143	28.022	18.312	25.671	
10	1'31.786	21.523	26.823	18.104	25.336	345.0	10	1'32.416	21.531	26.840	18.262	25.783	344.0
							11	1'30.981	21.557	26.541	17.632	25.251	342.9
							12	1'30.906	21.368	26.577	17.755	25.206	344.0
							13	1'30.737	21.381	26.473	17.659	25.224	344.0
							14	1'35.360	21.535	29.186	18.801	25.838	342.9
							15	1'30.794	21.318	26.503	17.680	25.293	342.9
							16	1'36.861	23.358	28.961	18.716	25.826	344.0
							17	1'28.557 P	21.410	26.580	18.330	22.237	341.8
Run #	3	Front Tyre	Slick-Medium	Rear Tyre	Slick-Soft		Run #	3	Front Tyre	Slick-Medium	Rear Tyre	Slick-Soft	
		New Tyre		New Tyre					New Tyre		New Tyre		
18	1'42.536	32.205	27.173	17.906	25.252		18	1'42.536	32.205	27.173	17.906	25.252	
19	1'29.981	21.287	26.204	17.506	24.984	342.9	19	1'29.981	21.287	26.204	17.506	24.984	342.9
20	1'30.537	21.261	26.406	17.876	24.994	342.9	20	1'30.537	21.261	26.406	17.876	24.994	342.9
21	1'29.527	21.095	26.169	17.361	24.902	344.0	21	1'29.527	21.095	26.169	17.361	24.902	344.0
22	1'40.454	28.283	28.061	18.352	25.758	342.9	22	1'40.454	28.283	28.061	18.352	25.758	342.9

Fastest Lap: Johann ZARCO Prima Pramac Racing FRA **1'29.475** 21.208 26.171 17.279 24.817

These data/results cannot be reproduced, stored and/or transmitted in whole or in part by any manner of electronic, mechanical, photocopying, recording, broadcasting or otherwise now known or herein after developed without the previous express consent by the copyright owner, except for reproduction in daily press and regular printed publications on sale to the public within 60 days of the event related to those data/results and always provided that copyright symbol appears together as follows below.
© DORNA, 2022



Free Practice Nr. 2

MotoGP

Lap	Lap Time	T1	T2	T3	T4	Speed	Lap	Lap Time	T1	T2	T3	T4	Speed	
4th	20	Fabio QUARTARARO YAMAHA FRA					17	1'29.794	21.363	26.035	17.333	25.063	341.8	
		Monster Energy Yamaha MotoGP					18	1'29.852	21.406	26.036	17.334	25.076	340.7	
		Runs=2 Total laps=20 Full laps=15					19	1'45.893	27.121	33.111	19.785	25.876	339.6	
Run #	1	Front Tyre	Slick-Medium	Rear Tyre	Slick-Medium									
			New Tyre		New Tyre									
1	3'00.495	34.640	28.667	18.698	25.893									
2	1'32.722	22.074	27.367	17.820	25.461	337.5								
3	1'31.145	21.794	26.380	17.737	25.234	334.4								
4	1'33.901	21.595	28.809	18.115	25.382	337.5								
5	1'30.706	21.636	26.370	17.563	25.137	337.5								
6	1'30.351	21.520	26.298	17.537	24.996	340.7								
7	1'30.604	21.495	26.403	17.571	25.135	337.5								
8	1'31.076 P	23.755	27.824	18.163	21.334	278.5								
Run #	2	Front Tyre	Slick-Medium	Rear Tyre	Slick-Medium									
			8 Laps at start		8 Laps at start									
9	1'44.214	33.620	27.553	17.878	25.163									
10	1'30.824	21.711	26.517	17.532	25.064	336.5								
11	1'30.557	21.608	26.391	17.500	25.058	337.5								
12	1'30.680	21.588	26.475	17.531	25.086	337.5								
13	1'34.124	21.537	26.426	20.358	25.803	339.6								
14	1'30.650	21.486	26.442	17.542	25.180	339.6								
15	1'30.733	21.550	26.462	17.520	25.201	338.6								
16	1'26.631 P	21.527	26.522	17.546	21.036	339.6								
Run #	3	Front Tyre	Slick-Medium	Rear Tyre	Slick-Soft									
			New Tyre		New Tyre									
17	1'45.188	35.222	27.278	17.777	24.911									
18	1'29.614	21.487	26.024	17.257	24.846	337.5								
19	1'29.637	21.399	25.991	17.420	24.827	339.6								
20	1'47.759	25.082	32.698	19.210	30.769	340.7								
5th	12	Maverick VIÑALES APRILIA SPA												
		Aprilia Racing												
		Runs=2 Total laps=19 Full laps=14												
Run #	1	Front Tyre	Slick-Medium	Rear Tyre	Slick-Medium									
			New Tyre		New Tyre									
1	2'27.808	33.992	28.441	18.253	25.619									
2	1'31.496	21.964	26.705	17.631	25.196	328.3								
3	1'31.016	21.951	26.472	17.523	25.070	336.5								
4	1'30.615	21.487	26.510	17.372	25.246	345.0								
5	1'30.257	21.421	26.419	17.427	24.990	344.0								
6	1'33.156	21.328	28.216	18.206	25.406	347.3								
7	1'30.523	21.474	26.508	17.476	25.065	345.0								
8	1'30.564	21.462	26.442	17.450	25.210	345.0								
9	1'30.489	21.497	26.364	17.448	25.180	345.0								
10	1'28.590 P	21.450	27.315	18.397	21.428	345.0								
Run #	2	Front Tyre	Slick-Medium	Rear Tyre	Slick-Medium									
			10 Laps at start		10 Laps at start									
11	1'46.000	34.773	27.469	18.161	25.597									
12	1'32.539	21.983	27.458	17.838	25.260	336.5								
13	1'30.694	21.478	26.432	17.570	25.214	341.8								
14	1'29.027 P	21.846	26.623	17.931	22.627	341.8								
Run #	3	Front Tyre	Slick-Medium	Rear Tyre	Slick-Soft									
			New Tyre		New Tyre									
15	1'42.809	32.998	26.954	17.604	25.253									
16	1'29.745	21.379	26.040	17.221	25.105	342.9								
6th	93	Marc MARQUEZ HONDA SPA												
		Repsol Honda Team												
		Runs=3 Total laps=20 Full laps=13												
Run #	1	Front Tyre	Slick-Hard	Rear Tyre	Slick-Medium									
			New Tyre		New Tyre									
1	2'19.608	34.622	29.125	18.859	26.329									
2	1'32.449	22.109	27.244	18.016	25.080	330.3								
3	1'36.559	21.620	29.569	18.436	26.934	337.5								
4	1'31.011	21.588	26.745	17.588	25.090	338.6								
5	1'30.126	21.477	26.327	17.517	24.805	340.7								
6	1'31.116	21.424	26.669	17.765	25.258	342.9								
7	1'30.815	21.433	26.476	17.624	25.282	342.9								
8	1'38.139 P	23.475	33.644	18.760	22.260	335.4								
Run #	2	Front Tyre	Slick-Hard	Rear Tyre	Slick-Medium									
			8 Laps at start		8 Laps at start									
9	1'49.354	36.388	28.590	18.630	25.746									
10	1'33.766	22.726	27.607	18.048	25.385	344.0								
11	1'31.749	21.889	26.694	17.926	25.240	341.8								
12	1'28.668 P	21.910	26.736	17.885	22.137	337.5								
Run #	3	Front Tyre	Slick-Hard	Rear Tyre	Slick-Medium									
			12 Laps at start		12 Laps at start									
13	1'45.609	34.221	27.709	18.228	25.451									
14	1'31.277	21.696	26.585	17.768	25.228	340.7								
15	1'30.797	21.511	26.344	17.640	25.302	341.8								
16	1'28.819 P	21.609	26.969	18.608	21.633	340.7								
Run #	4	Front Tyre	Slick-Medium	Rear Tyre	Slick-Soft									
			New Tyre		New Tyre									
17	1'52.430	35.657	28.220	17.927	30.626									
18	1'29.775	21.544	26.017	17.503	24.711	345.0								
19	1'29.807	21.382	25.990	17.496	24.939	342.9								
20	1'38.826	22.276	31.618	18.612	26.320	342.9								
7th	41	Aleix ESPARGARO APRILIA SPA												
		Aprilia Racing												
		Runs=2 Total laps=20 Full laps=15												
Run #	1	Front Tyre	Slick-Medium	Rear Tyre	Slick-Medium									
			5 Laps at start		5 Laps at start									
1	2'33.588	33.405	28.913	18.534	25.710									
2	1'32.703	22.103	27.427	17.846	25.327	337.5								
3	1'31.273	21.647	26.855	17.725	25.046	344.0								
4	1'30.853	21.572	26.750	17.471	25.060	345.0								
5	1'30.619	21.409	26.597	17.594	25.019	344.0								
6	1'30.804	21.422	26.680	17.683	25.019	344.0								
7	1'31.435	21.517	26.810	17.785	25.323	345.0								
8	1'34.004 P	23.438	28.304	19.060	23.202	335.4								
Run #	2	Front Tyre	Slick-Medium	Rear Tyre	Slick-Medium									
			13 Laps at start		13 Laps at start									
9	1'47.628	34.584	29.054	18.316	25.674									
10	1'32.390	22.249	27.044	17.821	25.276	344.0								
11	1'31.839	21.776	26.921	17.791	25.351	342.9								
12	1'31.317	21.658	26.764	17.664	25.231	344.0								
13	1'30.991	21.436	26.674	17.675	25.206	342.9								

Fastest Lap: Johann ZARCO Prima Pramac Racing FRA **1'29.475** 21.208 26.171 17.279 24.817

These data/results cannot be reproduced, stored and/or transmitted in whole or in part by any manner of electronic, mechanical, photocopying, recording, broadcasting or otherwise now known or herein after developed without the previous express consent by the copyright owner, except for reproduction in daily press and regular printed publications on sale to the public within 60 days of the event related to those data/results and always provided that copyright symbol appears together as follows below.
© DORNA, 2022

Official MotoGP Timing by TISSOT
www.motogp.com

Phillip Island, Friday, October 14, 2022

Page 2 of 7



Free Practice Nr. 2

MotoGP

Lap	Lap Time	T1	T2	T3	T4	Speed	Lap	Lap Time	T1	T2	T3	T4	Speed
14	1'31.346	21.537	26.716	17.763	25.330	344.0	10	1'40.031	24.440	27.771	18.175	29.645	342.9
15	1'31.025 P	22.476	28.211	18.732	21.606	341.8	11	1'30.934	21.711	26.374	17.629	25.220	342.9
Run # 3		Front Tyre	Slick-Medium	Rear Tyre	Slick-Soft		12	1'32.802	23.004	26.749	17.653	25.396	329.3
		New Tyre		New Tyre			13	1'33.617	22.165	28.145	17.946	25.361	346.1
16	1'44.806	33.768	27.505	18.075	25.458		14	1'30.906	21.634	26.495	17.636	25.141	347.3
17	1'30.210	21.425	26.361	17.448	24.976	346.1	15	1'30.854	21.583	26.506	17.643	25.122	346.1
18	1'32.952	21.436	28.994	17.593	24.929	346.1	16	1'29.314 P	23.118	26.971	17.877	21.348	345.0
19	1'29.832	21.305	26.245	17.378	24.904	344.0	Run # 3		Front Tyre	Slick-Medium	Rear Tyre	Slick-Soft	
20	1'45.133	31.334	30.315	18.226	25.258	342.9			New Tyre		New Tyre		

8th **63** **Francesco BAGNAIA** DUCATI ITA
Ducati Lenovo Team
Runs=3 Total laps=18 Full laps=10

Run #	1	Front Tyre	Slick-Medium	Rear Tyre	Slick-Medium	
		New Tyre		New Tyre		
1	2'39.595	34.898	28.825	19.062	25.903	
2	1'32.875	22.329	26.942	18.169	25.435	334.4
3	1'37.133 *	22.241	30.042*	18.721	26.129	344.0
4	1'32.468	22.152	26.974	17.958	25.384	332.3
5	1'34.602 P	23.606	29.189	19.272	22.535	335.4
Run # 2		Front Tyre	Slick-Medium	Rear Tyre	Slick-Medium	
		5 Laps at start		5 Laps at start		
6	1'47.262	35.667	27.680	18.326	25.589	
7	1'33.196	22.099	27.248	18.227	25.622	342.9
8	1'44.154	22.235	37.714	18.549	25.656	341.8
9	1'29.797 P	21.828	27.402	18.550	22.017	345.0
Run # 3		Front Tyre	Slick-Medium	Rear Tyre	Slick-Medium	
		9 Laps at start		9 Laps at start		
10	1'46.092	34.632	27.657	18.310	25.493	
11	1'31.276	21.865	26.474	17.818	25.119	340.7
12	1'30.689	21.592	26.382	17.747	24.968	345.0
13	1'30.651	21.608	26.303	17.726	25.014	347.3
14	1'32.226 P	22.829	28.139	18.851	22.407	345.0
Run # 4		Front Tyre	Slick-Soft	Rear Tyre	Slick-Soft	
		New Tyre		New Tyre		
15	1'47.130	36.406	27.614	18.029	25.081	
16	1'30.240	21.652	26.269	17.581	24.738	347.3
17	1'29.838	21.487	26.007	17.549	24.795	348.4
18	1'41.012	28.779	27.873	18.546	25.814	347.3

9th **23** **Enea BASTIANINI** DUCATI ITA
Gresini Racing MotoGP
Runs=2 Total laps=20 Full laps=15

Run #	1	Front Tyre	Slick-Medium	Rear Tyre	Slick-Soft	
		New Tyre		3 Laps at start		
1	2'34.323	34.829	29.090	18.881	26.246	
2	1'33.328	22.494	27.345	17.910	25.579	320.5
3	1'31.896	22.069	26.816	17.743	25.268	324.4
4	1'39.339	21.897	28.276	18.284	30.882	334.4
5	1'31.336	21.784	26.625	17.705	25.222	335.4
6	1'31.735 P	21.756	26.709	19.155	24.115	338.6
Run # 2		Front Tyre	Slick-Medium	Rear Tyre	Slick-Medium	
		6 Laps at start		New Tyre		
7	1'47.116	35.042	28.597	18.073	25.404	
8	1'31.397	21.790	26.523	17.906	25.178	344.0
9	1'31.091	21.566	26.411	17.803	25.311	348.4

10th **89** **Jorge MARTIN** DUCATI SPA
Prima Pramac Racing
Runs=2 Total laps=21 Full laps=16

Run #	1	Front Tyre	Slick-Medium	Rear Tyre	Slick-Medium	
		New Tyre		New Tyre		
1	2'17.424	34.419	28.603	18.537	25.734	
2	1'33.720	22.299	27.581	18.154	25.686	330.3
3	1'31.604	22.001	26.799	17.762	25.042	328.3
4	1'31.265	21.760	26.675	17.619	25.211	336.5
5	1'36.579	21.676	31.996	18.023	24.884	341.8
6	1'30.600	21.382	26.590	17.578	25.050	345.0
7	1'30.725	21.560	26.471	17.662	25.032	338.6
8	1'32.107	21.939	27.172	17.850	25.146	333.4
9	1'31.049	21.786	26.436	17.554	25.273	340.7
10	1'30.253 P	21.598	28.163	18.597	21.895	342.9
Run # 2		Front Tyre	Slick-Medium	Rear Tyre	Slick-Medium	
		10 Laps at start		10 Laps at start		
11	1'47.695	36.443	27.860	18.133	25.259	
12	1'30.787	21.720	26.441	17.639	24.987	341.8
13	1'34.187	21.599	28.159	19.143	25.286	344.0
14	1'31.207	21.811	26.495	17.682	25.219	339.6
15	1'31.278	21.656	26.642	17.819	25.161	342.9
16	1'32.816 P	21.811	27.724	19.572	23.709	340.7
Run # 3		Front Tyre	Slick-Medium	Rear Tyre	Slick-Soft	
		New Tyre		New Tyre		
17	1'42.881	32.019	27.567	18.075	25.220	
18	1'30.296	21.677	26.285	17.571	24.763	340.7
19	1'29.881	21.534	26.120	17.437	24.790	341.8
20	1'36.776	26.806	27.384	17.520	25.066	342.9
21	1'29.926	21.508	26.012	17.522	24.884	340.7

11th **88** **Miguel OLIVEIRA** KTM POR
Red Bull KTM Factory Racing
Runs=2 Total laps=20 Full laps=15

Run #	1	Front Tyre	Slick-Medium	Rear Tyre	Slick-Medium	
		New Tyre		New Tyre		
1	2'20.895	35.302	28.582	18.617	25.934	
2	1'32.270	22.116	27.192	18.012	24.950	320.5
3	1'33.216	21.772	27.903	18.460	25.081	316.8
4	1'31.235	21.672	26.898	17.588	25.077	330.3
5	1'30.893	21.675	26.697	17.629	24.892	323.4
6	1'36.225	21.728	30.942	18.092	25.463	308.7

Fastest Lap: Johann ZARCO Prima Pramac Racing FRA **1'29.475** 21.208 26.171 17.279 24.817

These data/results cannot be reproduced, stored and/or transmitted in whole or in part by any manner of electronic, mechanical, photocopying, recording, broadcasting or otherwise now known or herein after developed without the previous express consent by the copyright owner, except for reproduction in daily press and regular printed publications on sale to the public within 60 days of the event related to those data/results and always provided that copyright symbol appears together as follows below.
© DORNA, 2022



Free Practice Nr. 2

MotoGP

Lap	Lap Time	T1	T2	T3	T4	Speed	Lap	Lap Time	T1	T2	T3	T4	Speed
7	1'30.794	21.636	26.580	17.699	24.879	329.3	5	1'31.318	21.740	26.686	17.716	25.176	339.6
8	1'33.287	21.823	27.847	18.018	25.599	322.5	6	1'32.899 P	22.538	30.068	18.326	21.967	342.9
9	1'29.556 P	22.830	27.401	18.129	21.196	304.3	Run # 2	Front Tyre Slick-Medium	Rear Tyre Slick-Medium				
Run # 2	Front Tyre Slick-Medium	Rear Tyre Slick-Medium					6 Laps at start		6 Laps at start				
9 Laps at start		9 Laps at start											
10	1'50.012	35.574	27.638	18.240	28.560								
11	1'31.671	21.903	26.769	17.797	25.202	327.3							
12	1'34.781	22.140	27.329	19.037	26.275	313.1							
13	1'31.675	21.873	26.813	17.787	25.202	315.9							
14	1'31.242	21.820	26.582	17.746	25.094	315.9							
15	1'31.585	21.867	26.758	17.701	25.259	318.7							
16	1'32.648 P	22.433	28.174	18.763	23.278	313.1							
Run # 3	Front Tyre Slick-Medium	Rear Tyre Slick-Soft					11 Laps at start		11 Laps at start				
New Tyre		New Tyre											
17	1'50.154	35.098	27.487	18.306	29.263								
18	1'41.672	21.895	26.546	17.642	35.589	326.3							
19	1'29.923	21.586	26.231	17.382	24.724	330.3							
20	1'35.799	21.678	26.430	21.097	26.594	330.3							

12th 36 **Joan MIR** SUZUKI SPA
Team SUZUKI ECSTAR

Run #	1	Front Tyre	Slick-Medium	Rear Tyre	Slick-Medium	Speed
Runs=2 Total laps=18 Full laps=13						
8 Laps at start		8 Laps at start				
1	2'22.564	34.695	28.691	18.699	25.943	
2	1'33.322	22.601	27.234	17.976	25.511	319.6
3	1'31.442	21.794	26.660	17.760	25.228	335.4
4	1'30.735	21.549	26.535	17.495	25.156	341.8
5	1'30.750	21.595	26.638	17.505	25.012	333.4
6	1'33.554	22.628	27.903	17.771	25.252	315.9
7	1'31.058	21.619	26.651	17.655	25.133	344.0
8	1'37.938 P	22.681	33.547	18.622	23.088	334.4
Run # 2	Front Tyre Slick-Medium	Rear Tyre Slick-Medium				
8 Laps at start		8 Laps at start				
9	1'46.057	34.330	27.976	18.221	25.530	
10	1'31.693	21.806	26.733	17.796	25.358	342.9
11	1'31.381	21.673	26.828	17.577	25.303	346.1
12	1'30.611	21.433	26.410	17.611	25.157	342.9
13	1'31.717 P	23.298	28.485	17.944	21.990	341.8
Run # 3	Front Tyre Slick-Medium	Rear Tyre Slick-Soft				
New Tyre		New Tyre				
14	1'43.672	33.230	27.276	17.973	25.193	
15	1'30.852	21.736	26.437	17.619	25.060	342.9
16	1'29.944	21.370	26.272	17.331	24.971	344.0
17	1'30.079	21.497	26.206	17.371	25.005	337.5
18	1'38.437	21.489	32.833	18.478	25.637	344.0

13th 43 **Jack MILLER** DUCATI AUS
Ducati Lenovo Team

Run #	1	Front Tyre	Slick-Medium	Rear Tyre	Slick-Medium	Speed
Runs=3 Total laps=16 Full laps=9						
3 Laps at start		3 Laps at start				
1	2'41.246	34.644	28.103	18.207	25.481	
2	1'32.699	22.216	26.884	18.190	25.409	336.5
3	1'31.692	22.295	26.770	17.636	24.991	340.7
4	1'37.662	27.040	27.635	17.736	25.251	346.1

14th 73 **Alex MARQUEZ** HONDA SPA
LCR Honda CASTROL

Run #	1	Front Tyre	Slick-Medium	Rear Tyre	Slick-Soft	Speed
Runs=2 Total laps=20 Full laps=14						
4 Laps at start		4 Laps at start				
1	2'15.568	39.892	29.606	20.111	27.319	
2	1'33.582	22.628	27.325	18.183	25.446	325.4
3	1'31.625	21.924	26.721	17.870	25.110	338.6
4	1'31.084 *	21.704*	26.593	17.618	25.169	339.6
5	1'35.521	21.576	26.645	20.176	27.124	340.7
6	1'30.606	21.553	26.459	17.613	24.981	338.6
7	1'31.382	21.526	26.945	17.701	25.210	333.4
8	1'31.552	21.685	26.648	17.894	25.325	340.7
9	1'29.930 P	21.586	28.322	18.390	21.632	339.6
Run # 2	Front Tyre Slick-Medium	Rear Tyre Slick-Soft				
13 Laps at start		13 Laps at start				
10	1'48.908	35.436	29.226	18.283	25.963	
11	1'32.105	21.820	26.955	17.941	25.389	341.8
12	1'33.523	21.881	28.257	17.870	25.515	340.7
13	1'31.672	21.635	26.845	17.732	25.460	347.3
14	1'32.067	21.839	26.850	17.864	25.514	341.8
15	1'31.799	21.677	26.811	17.843	25.468	341.8
16	1'32.102 P	23.495	28.291	18.343	21.973	339.6
Run # 3	Front Tyre Slick-Hard	Rear Tyre Slick-Soft				
New Tyre		New Tyre				
17	1'45.675	34.633	27.902	18.018	25.122	
18	1'30.654	21.484	26.784	17.488	24.898	344.0
19	1'30.107	21.285	26.234	17.638	24.950	346.1
20	1'30.088	21.356	26.279	17.489	24.964	342.9

15th 33 **Brad BINDER** KTM RSA
Red Bull KTM Factory Racing

Run #	1	Front Tyre	Slick-Medium	Rear Tyre	Slick-Medium	Speed
Runs=2 Total laps=20 Full laps=15						
3 Laps at start		3 Laps at start				
1	2'19.721	35.874	31.465	18.826	26.201	
2	1'32.761	22.372	27.148	18.036	25.205	316.8

Fastest Lap: Johann ZARCO Prima Pramac Racing FRA **1'29.475** 21.208 26.171 17.279 24.817

These data/results cannot be reproduced, stored and/or transmitted in whole or in part by any manner of electronic, mechanical, photocopying, recording, broadcasting or otherwise now known or herein after developed without the previous express consent by the copyright owner, except for reproduction in daily press and regular printed publications on sale to the public within 60 days of the event related to those data/results and always provided that copyright symbol appears together as follows below.
© DORNA, 2022



Free Practice Nr. 2

MotoGP

Lap	Lap Time	T1	T2	T3	T4	Speed
3	1'32.107	21.912	27.176	17.854	25.165	331.3
4	1'31.241	21.831	26.785	17.541	25.084	334.4
5	1'31.942	21.906	26.977	17.816	25.243	334.4
6	1'37.581	21.545	32.288	18.205	25.543	333.4
7	1'31.389	21.826	26.876	17.636	25.051	331.3
8	1'39.840 P	21.738	31.795	18.496	27.811	335.4

Run #	2	Front Tyre	Slick-Medium	Rear Tyre	Slick-Medium
		11 Laps at start		8 Laps at start	
9	1'51.208	38.982	28.290	18.399	25.537
10	1'32.423	21.999	27.114	18.000	25.310
11	1'36.088	21.797	29.215	18.585	26.491
12	1'41.472	22.028	36.163	18.062	25.219
13	1'32.172	21.803	26.951	17.818	25.600
14	1'31.869	21.698	26.977	17.805	25.389
15	1'33.938 P	21.792	30.887	18.107	23.152

Run #	3	Front Tyre	Slick-Hard	Rear Tyre	Slick-Soft
		New Tyre		New Tyre	
16	1'48.544	36.426	28.042	18.658	25.418
17	1'36.471	21.869	26.915	17.797	29.890
18	1'30.099	21.522	26.241	17.378	24.958
19	1'30.621	21.380	26.535	17.614	25.092
20	1'36.595	21.632	30.185	18.401	26.377

16th 42 Alex RINS SUZUKI SPA
Team SUZUKI ECSTAR

Runs=3 Total laps=22 Full laps=15

Run #	1	Front Tyre	Slick-Medium	Rear Tyre	Slick-Hard
		New Tyre		New Tyre	
1	2'40.308	35.139	28.465	18.624	25.699
2	1'32.214	21.907	26.876	18.060	25.371
3	1'32.194	22.276	27.079	17.799	25.040
4	1'31.056	21.618	26.558	17.682	25.198
5	1'30.783	21.581	26.531	17.592	25.079
6	1'30.685	21.471	26.552	17.522	25.140
7	1'30.868	21.545	26.604	17.630	25.089
8	1'33.527 P	21.546	28.907	18.910	24.164

Run #	2	Front Tyre	Slick-Medium	Rear Tyre	Slick-Hard
		8 Laps at start		8 Laps at start	
9	1'48.362	36.415	27.930	18.364	25.653
10	1'38.119	21.847	26.954	18.114	31.204
11	1'31.708	21.814	26.875	17.683	25.336
12	1'30.867	21.518	26.624	17.589	25.136
13	1'31.229	21.484	26.786	17.627	25.332
14	1'35.052 P	21.579	29.588	20.473	23.412

Run #	3	Front Tyre	Slick-Medium	Rear Tyre	Slick-Hard
		14 Laps at start		14 Laps at start	
15	1'46.548	35.752	27.384	17.975	25.437
16	1'30.781	21.578	26.555	17.574	25.074
17	1'30.512	21.509	26.444	17.414	25.145
18	1'30.494 P	22.521	27.798	18.534	21.641

Run #	4	Front Tyre	Slick-Medium	Rear Tyre	Slick-Medium
		New Tyre		New Tyre	
19	1'45.425	35.119	27.168	17.861	25.277
20	1'30.526	21.566	26.387	17.529	25.044
21	1'30.138	21.414	26.306	17.385	25.033

Lap	Lap Time	T1	T2	T3	T4	Speed
22	1'34.293	21.488	28.805	18.454	25.546	340.7

17th 49 Fabio DI GIANNANTONI DUCATI ITA
Gresini Racing MotoGP

Runs=2 Total laps=17 Full laps=12

Run #	1	Front Tyre	Slick-Medium	Rear Tyre	Slick-Medium
		New Tyre		New Tyre	
1	2'19.974	34.518	28.976	18.695	26.364
2	1'32.842	22.267	27.205	17.989	25.381
3	1'31.519	21.693	26.892	17.785	25.149
4	1'31.029	21.590	26.786	17.505	25.148
5	1'36.443	21.642	27.107	21.829	25.865
6	1'31.033	21.397	26.983	17.607	25.046
7	1'30.719	21.440	26.662	17.556	25.061
8	1'36.753 P	21.888	33.428	18.850	22.587

Run #	2	Front Tyre	Slick-Medium	Rear Tyre	Slick-Medium
		8 Laps at start		8 Laps at start	
9	1'50.776	33.932	30.130	20.823	25.891
10	1'31.563	21.670	26.777	17.676	25.440
11	1'31.160	21.611	26.754	17.583	25.212
12	1'30.979	21.509	26.776	17.541	25.153
13	1'27.636 P	21.548	26.750	17.717	21.621

Run #	3	Front Tyre	Slick-Medium	Rear Tyre	Slick-Soft
		New Tyre		New Tyre	
14	1'44.608	34.427	26.979	17.860	25.342
15	1'31.909	21.501	27.229	17.976	25.203
16	1'30.158	21.482	26.242	17.390	25.044
17	1'32.515	21.417	26.438	17.632	27.028

Fastest Lap: Johann ZARCO Prima Pramac Racing FRA **1'29.475** 21.208 26.171 17.279 24.817

These data/results cannot be reproduced, stored and/or transmitted in whole or in part by any manner of electronic, mechanical, photocopying, recording, broadcasting or otherwise now known or herein after developed without the previous express consent by the copyright owner, except for reproduction in daily press and regular printed publications on sale to the public within 60 days of the event related to those data/results and always provided that copyright symbol appears together as follows below.
© DORNA, 2022

Official MotoGP Timing by TISSOT
www.motogp.com



Phillip Island, Friday, October 14, 2022

Free Practice Nr. 2

MotoGP

Lap	Lap Time	T1	T2	T3	T4	Speed	Lap	Lap Time	T1	T2	T3	T4	Speed
Run # 4	Front Tyre Slick-Medium	Rear Tyre Slick-Soft											
	New Tyre		New Tyre										
19	1'44.525	33.758	27.593	17.789	25.385		12	1'47.228	35.164	28.015	18.452	25.597	
20	1'30.478	21.626	26.351	17.536	24.965	335.4	13	1'31.814	21.904	26.765	17.830	25.315	335.4
21	1'30.206	21.542	26.240	17.528	24.896	339.6	14	1'31.100	21.770	26.485	17.643	25.202	338.6
							15	1'31.048	21.702	26.454	17.715	25.177	335.4
							16	1'49.700	21.652	31.931	25.820	30.297	333.4
							17	1'30.725	21.598	26.407	17.672	25.048	339.6

19th 21 **Franco MORBIDELLI** YAMAHA ITA
Monster Energy Yamaha MotoGP

Runs=2 Total laps=20 Full laps=15

Run #	1	Front Tyre	Slick-Medium	Rear Tyre	Slick-Medium	Speed
		New Tyre		New Tyre		
1	1'59.690	34.680	28.686	18.726	25.905	
2	1'34.929	23.518	27.611	18.274	25.526	333.4
3	1'32.650	22.151	27.303	17.920	25.276	333.4
4	1'32.173	21.969	27.099	17.814	25.291	333.4
5	1'32.199	21.883	27.001	18.046	25.269	338.6
6	1'31.735	21.805	26.915	17.862	25.153	334.4
7	1'37.277 P	25.267	30.561	20.040	21.409	313.1

Run #	2	Front Tyre	Slick-Medium	Rear Tyre	Slick-Medium	Speed
		7 Laps at start		7 Laps at start		
8	1'46.427	33.758	28.417	18.597	25.655	
9	1'31.879	22.009	26.837	17.809	25.224	333.4
10	1'31.626	21.898	26.640	17.816	25.272	338.6
11	1'31.408	21.750	26.694	17.812	25.152	338.6
12	1'40.233	21.861	34.261	18.521	25.590	333.4
13	1'33.203 P	22.840	28.355	18.763	23.245	339.6

Run #	3	Front Tyre	Slick-Medium	Rear Tyre	Slick-Soft	Speed
		New Tyre		New Tyre		
14	1'44.369	33.371	27.397	17.914	25.687	
15	1'31.130	21.692	26.661	17.690	25.087	338.6
16	1'30.989	21.739	26.553	17.652	25.045	339.6
17	1'34.776	21.685	29.156	18.519	25.416	337.5
18	1'30.619	21.645	26.463	17.555	24.956	330.3
19	1'31.067	21.653	26.333	17.796	25.285	338.6
20	1'51.221	29.395	32.243	21.640	27.943	314.0

20th 10 **Luca MARINI** DUCATI ITA
Mooney VR46 Racing Team

Runs=2 Total laps=17 Full laps=12

Run #	1	Front Tyre	Slick-Medium	Rear Tyre	Slick-Medium	Speed
		New Tyre		New Tyre		
1	2'38.506	34.937	29.270	19.759	26.174	
2	1'33.961	22.438	27.512	18.339	25.672	331.3
3	1'33.134	22.544	27.300	17.960	25.330	315.0
4	1'32.070	21.907	27.166	17.804	25.193	335.4
5	1'31.449	21.789	26.677	17.762	25.221	336.5
6	1'34.167 P	21.644	29.870	18.816	23.837	339.6

Run #	2	Front Tyre	Slick-Medium	Rear Tyre	Slick-Medium	Speed
		6 Laps at start		6 Laps at start		
7	1'50.241	36.899	28.935	18.689	25.718	
8	1'33.715	22.636	27.698	18.043	25.338	329.3
9	1'31.762	21.851	26.844	17.850	25.217	333.4
10	1'32.195	21.900	26.862	17.826	25.607	340.7
11	1'28.570 P	21.683	26.769	17.869	22.249	338.6

Run #	3	Front Tyre	Slick-Medium	Rear Tyre	Slick-Soft	Speed
		New Tyre		New Tyre		

21st 25 **Raul FERNANDEZ** KTM SPA
Tech3 KTM Factory Racing

Runs=2 Total laps=20 Full laps=15

Run #	1	Front Tyre	Slick-Medium	Rear Tyre	Slick-Medium	Speed
		New Tyre		New Tyre		
1	2'26.374	34.639	28.397	18.552	25.815	
2	1'32.902	22.173	27.318	17.947	25.464	326.3
3	1'32.052	22.096	26.940	17.836	25.180	332.3
4	1'31.849	21.741	27.048	17.671	25.389	330.3
5	1'32.358	22.000	27.183	17.778	25.397	327.3
6	1'31.907	21.632	27.109	17.690	25.476	338.6
7	1'34.136	22.720	28.225	17.918	25.273	339.6
8	1'32.332 P	22.725	28.012	18.588	23.007	330.3

Run #	2	Front Tyre	Slick-Medium	Rear Tyre	Slick-Medium	Speed
		8 Laps at start		8 Laps at start		
9	1'50.339	38.241	27.930	18.510	25.658	
10	1'32.792	22.087	26.892	17.870	25.943	334.4
11	1'31.364	21.718	26.646	17.708	25.292	333.4
12	1'31.426	21.584	26.794	17.722	25.326	339.6
13	1'40.657	28.513	28.116	18.210	25.818	340.7
14	1'31.885	21.794	26.971	17.738	25.382	332.3
15	1'33.085 P	21.799	27.749	20.032	23.505	332.3

Run #	3	Front Tyre	Slick-Medium	Rear Tyre	Slick-Soft	Speed
		New Tyre		New Tyre		
16	1'52.885	34.913	34.107	18.362	25.503	
17	1'33.979	21.960	26.641	17.588	27.790	328.3
18	1'30.841	21.669	26.430	17.655	25.087	325.4
19	1'30.957	21.429	26.343	17.960	25.225	334.4
20	1'40.478	26.238	28.621	18.795	26.824	324.4

22nd 87 **Remy GARDNER** KTM AUS
Tech3 KTM Factory Racing

Runs=2 Total laps=20 Full laps=15

Run #	1	Front Tyre	Slick-Medium	Rear Tyre	Slick-Medium	Speed
		New Tyre		New Tyre		
1	2'15.738	36.029	29.383	19.178	27.736	
2	1'35.330	23.681	27.741	18.111	25.797	301.8
3	1'32.378	22.346	26.991	17.797	25.244	318.7
4	1'31.436	21.935	26.743	17.499	25.259	319.6
5	1'33.318	22.421	27.622	17.982	25.293	327.3
6	1'35.287	21.884	26.833	20.819	25.751	326.3
7	1'31.793	21.921	27.119	17.609	25.144	330.3
8	1'32.015	21.870	26.958	17.713	25.474	329.3
9	1'35.596 P	21.986	31.091	19.549	22.970	332.3

Run #	2	Front Tyre	Slick-Medium	Rear Tyre	Slick-Medium	Speed
		9 Laps at start		9 Laps at start		
10	1'50.492	35.216	29.340	18.516	27.420	
11	1'38.166	22.461	27.340	17.710	30.655	326.3
12	1'32.683	22.155	27.140	17.782	25.606	324.4

Fastest Lap: Johann ZARCO Prima Pramac Racing FRA **1'29.475** 21.208 26.171 17.279 24.817

These data/results cannot be reproduced, stored and/or transmitted in whole or in part by any manner of electronic, mechanical, photocopying, recording, broadcasting or otherwise now known or herein after developed without the previous express consent by the copyright owner, except for reproduction in daily press and regular printed publications on sale to the public within 60 days of the event related to those data/results and always provided that copyright symbol appears together as follows below.
© DORNA, 2022



Free Practice Nr. 2

MotoGP

Lap	Lap Time	T1	T2	T3	T4	Speed	Lap	Lap Time	T1	T2	T3	T4	Speed
13	1'32.098	21.897	26.986	17.734	25.481	330.3	9	1'33.639	22.585	27.407	18.002	25.645	328.3
14	1'32.099	21.938	26.881	17.718	25.562	333.4	10	1'33.052	22.155	27.182	17.991	25.724	333.4
15	1'32.277	22.005	26.890	17.859	25.523	334.4	11	1'35.374	22.327	28.490	18.059	26.498	330.3
16	1'33.569 P	24.155	28.796	18.385	22.233	328.3	12	1'32.912	22.197	27.130	17.879	25.706	339.6
Run #	3	Front Tyre	Slick-Medium	Rear Tyre	Slick-Soft		13	1'29.416 P	22.073	27.050	17.852	22.441	322.5
			New Tyre		New Tyre		Run #	3	Front Tyre	Slick-Medium	Rear Tyre	Slick-Soft	
17	1'51.354	35.845	27.734	18.166	29.609				New Tyre		New Tyre		
18	1'41.387	22.016	26.665	17.431	35.275	326.3	14	1'44.151	32.744	27.454	18.426	25.527	
19	1'30.940	21.809	26.533	17.445	25.153	327.3	15	1'31.886	21.897	26.850	17.656	25.483	338.6
20	1'34.823	21.687	26.728	17.572	28.836	324.4	16	1'31.577	21.790	26.718	17.739	25.330	339.6
							17	1'31.932	21.804	26.823	17.804	25.501	338.6
							18	1'48.382	21.735	28.404	18.783	39.460	339.6
							19	1'33.387	21.872	27.819	17.849	25.847	338.6

23rd 40 **Darryn BINDER** YAMAHA RSA
WithU Yamaha RNF MotoGP Team

Runs=2 Total laps=20 Full laps=15

Run #	1	Front Tyre	Slick-Medium	Rear Tyre	Slick-Medium	
			New Tyre		New Tyre	
1	2'16.183	34.685	28.717	19.124	26.729	
2	1'33.818	22.907	27.450	18.157	25.304	314.0
3	1'31.858	22.002	26.893	17.899	25.064	334.4
4	1'31.629	21.829	26.909	17.748	25.143	325.4
5	1'31.862	21.868	26.812	18.061	25.121	335.4
6	1'31.697	21.911	26.696	17.881	25.209	333.4
7	1'32.924	21.870	27.203	18.368	25.483	336.5
8	1'31.543	21.808	26.780	17.817	25.138	330.3
9	1'32.115	21.735	26.767	18.075	25.538	332.3
10	1'32.622 P	22.141	29.283	18.733	22.465	328.3
Run #	2	Front Tyre	Slick-Medium	Rear Tyre	Slick-Medium	
			10 Laps at start		10 Laps at start	
11	1'52.149	36.114	31.978	18.451	25.606	
12	1'32.758	22.138	27.068	18.042	25.510	334.4
13	1'32.964	22.358	27.094	17.962	25.550	321.5
14	1'32.660	22.014	27.095	17.985	25.566	334.4
15	1'32.834	22.060	27.181	18.052	25.541	331.3
16	1'42.480 P	22.097	37.832	19.371	23.180	329.3
Run #	3	Front Tyre	Slick-Medium	Rear Tyre	Slick-Soft	
			New Tyre		New Tyre	
17	1'49.146	33.961	27.825	18.037	29.323	
18	1'42.789	21.869	26.670	17.555	36.695	335.4
19	1'31.078	21.673	26.603	17.660	25.142	332.3
20	1'31.090	21.561	26.597	17.784	25.148	331.3

24th 45 **Tetsuta NAGASHIMA** HONDA JPN
LCR Honda IDEMITSU

Runs=2 Total laps=19 Full laps=14

Run #	1	Front Tyre	Slick-Soft	Rear Tyre	Slick-Medium	
			New Tyre		New Tyre	
1	2'05.228	34.530	29.559	19.190	26.886	
2	1'35.126	22.704	27.937	18.241	26.244	320.5
3	1'34.042	22.363	27.541	18.155	25.983	331.3
4	1'33.553	22.302	27.365	18.051	25.835	334.4
5	1'33.282	22.234	27.283	18.083	25.682	334.4
6	1'33.122	21.993	27.272	18.045	25.812	331.3
7	1'35.249 P	22.670	30.401	18.497	23.681	322.5
Run #	2	Front Tyre	Slick-Soft	Rear Tyre	Slick-Medium	
			7 Laps at start		7 Laps at start	
8	1'50.323	36.531	28.820	18.506	26.466	

Fastest Lap: Johann ZARCO Prima Pramac Racing FRA **1'29.475** 21.208 26.171 17.279 24.817

These data/results cannot be reproduced, stored and/or transmitted in whole or in part by any manner of electronic, mechanical, photocopying, recording, broadcasting or otherwise now known or herein after developed without the previous express consent by the copyright owner, except for reproduction in daily press and regular printed publications on sale to the public within 60 days of the event related to those data/results and always provided that copyright symbol appears together as follows below.
© DORNA, 2022


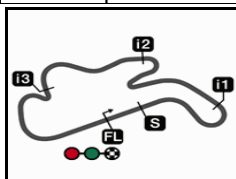
Official MotoGP Timing by TISSOT
www.motogp.com

Phillip Island, Friday, October 14, 2022

Page 7 of 7



Phillip Island

Results and timing service provided by  TISSOT

4448 m.

ANIMOCA BRANDS AUSTRALIAN MOTORCYCLE GRAND PRIX

Free Practice Nr. 2

Best Partial Times

MotoGP™

IT Ideal Lap Time, sum of the best partial times

BT Best Lap Time

T1		T2		T3		T4				IT	BT	
Pos	Rider	Time	Rider	Time	Rider	Time	Rider	Time	Pos	Rider	IT	BT
1	P.ESPARGARO	21.095	M.MARQUEZ	25.990	M.VIÑALES	17.221	M.MARQUEZ	24.711	1	J.ZARCO	1'29.421	1'29.475 (1)
2	J.ZARCO	21.208	F.QUARTARARO	25.991	F.QUARTARARO	17.257	M.OLIVEIRA	24.724	2	M.BEZZECCHI	1'29.439	1'29.513 (2)
3	M.BEZZECCHI	21.250	F.BAGNAIA	26.007	J.ZARCO	17.279	F.BAGNAIA	24.738	3	F.QUARTARAR	1'29.474	1'29.614 (4)
4	A.MARQUEZ	21.285	J.MARTIN	26.012	M.BEZZECCHI	17.281	J.ZARCO	24.763	4	P.ESPARGAR	1'29.527	1'29.527 (3)
5	A.ESPARGARO	21.305	M.VIÑALES	26.035	J.MIR	17.331	J.MARTIN	24.763	5	M.VIÑALES	1'29.574	1'29.745 (5)
6	M.VIÑALES	21.328	M.BEZZECCHI	26.050	P.ESPARGARO	17.361	F.QUARTARARO	24.827	6	M.MARQUEZ	1'29.579	1'29.775 (6)
7	E.BASTIANINI	21.362	J.MILLER	26.072	B.BINDER	17.378	M.BEZZECCHI	24.858	7	J.MARTIN	1'29.594	1'29.881 (10)
8	J.MIR	21.370	E.BASTIANINI	26.166	A.ESPARGARO	17.378	J.MILLER	24.873	8	F.BAGNAIA	1'29.781	1'29.838 (8)
9	B.BINDER	21.380	P.ESPARGARO	26.169	M.OLIVEIRA	17.382	C.CRUTCHLOW	24.896	9	A.ESPARGAR	1'29.832	1'29.832 (7)
10	J.MARTIN	21.382	J.ZARCO	26.171	A.RINS	17.385	A.MARQUEZ	24.898	10	E.BASTIANINI	1'29.849	1'29.849 (9)
11	M.MARQUEZ	21.382	J.MIR	26.206	E.BASTIANINI	17.389	P.ESPARGARO	24.902	11	J.MIR	1'29.878	1'29.944 (12)
12	DI GIANNANTO	21.397	M.OLIVEIRA	26.231	F.DI GIANNANTO	17.390	A.ESPARGARO	24.904	12	A.MARQUEZ	1'29.905	1'30.088 (14)
13	F.QUARTARARO	21.399	A.MARQUEZ	26.234	R.GARDNER	17.431	E.BASTIANINI	24.932	13	M.OLIVEIRA	1'29.923	1'29.923 (11)
14	A.RINS	21.414	C.CRUTCHLOW	26.240	J.MARTIN	17.437	F.MORBIDELLI	24.956	14	B.BINDER	1'29.957	1'30.099 (15)
15	R.FERNANDEZ	21.429	B.BINDER	26.241	A.MARQUEZ	17.488	B.BINDER	24.958	15	J.MILLER	1'29.994	1'30.021 (13)
16	F.BAGNAIA	21.487	F.DI GIANNANTO	26.242	M.MARQUEZ	17.496	J.MIR	24.971	16	F.DI GIANNAN	1'30.073	1'30.158 (17)
17	J.MILLER	21.533	A.ESPARGARO	26.245	J.MILLER	17.516	M.VIÑALES	24.990	17	A.RINS	1'30.138	1'30.138 (16)
18	C.CRUTCHLOW	21.542	A.RINS	26.306	C.CRUTCHLOW	17.528	A.RINS	25.033	18	C.CRUTCHLO	1'30.206	1'30.206 (18)
19	D.BINDER	21.561	F.MORBIDELLI	26.333	F.BAGNAIA	17.549	F.DI GIANNANTO	25.044	19	R.FERNANDEZ	1'30.447	1'30.841 (21)
20	M.OLIVEIRA	21.586	R.FERNANDEZ	26.343	F.MORBIDELLI	17.555	L.MARINI	25.048	20	F.MORBIDELLI	1'30.489	1'30.619 (19)
21	L.MARINI	21.598	L.MARINI	26.407	D.BINDER	17.555	D.BINDER	25.064	21	L.MARINI	1'30.696	1'30.725 (20)
22	F.MORBIDELLI	21.645	R.GARDNER	26.533	R.FERNANDEZ	17.588	R.FERNANDEZ	25.087	22	D.BINDER	1'30.777	1'31.078 (23)
23	R.GARDNER	21.687	D.BINDER	26.597	L.MARINI	17.643	R.GARDNER	25.144	23	R.GARDNER	1'30.795	1'30.940 (22)
24	T.NAGASHIMA	21.735	T.NAGASHIMA	26.718	T.NAGASHIMA	17.656	T.NAGASHIMA	25.330	24	T.NAGASHIMA	1'31.439	1'31.577 (24)


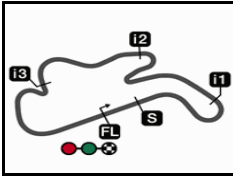
These data/results cannot be reproduced, stored and/or transmitted in whole or in part by any manner of electronic, mechanical, photocopying, recording, broadcasting or otherwise now known or herein after developed without the previous express consent by the copyright owner, except for reproduction in daily press and regular printed publications on sale to the public within 60 days of the event related to those data/results and always provided that copyright symbol appears together as follows below.

© DORNA, 2022

Official MotoGP Timing by TISSOT
www.motogp.com




Phillip Island

Results and timing service provided by **MotoGP™**

4448 m.

ANIMOCA BRANDS AUSTRALIAN MOTORCYCLE GRAND PRIX**Free Practice Nr. 2****Fastest Laps Sequence**

<i>Practice Time</i>	 <i>Rider</i>	<i>Nation</i>	<i>Motorcycle</i>	<i>Time</i>	<i>Km/h</i>	<i>Rider's Lap</i>
3'34.619	21 Franco MORBIDELLI	ITA	YAMAHA	1'34.929	168.6	2
3'45.919	44 PoI ESPARGARO	SPA	HONDA	1'33.818	170.6	2
3'49.150	73 Alex MARQUEZ	SPA	HONDA	1'33.582	171.1	2
3'52.057	93 Marc MARQUEZ	SPA	HONDA	1'32.449	173.2	2
3'53.165	88 Miguel OLIVEIRA	POR	KTM	1'32.270	173.5	2
3'59.304	12 Maverick VIÑALES	SPA	APRILIA	1'31.496	175.0	2
5'17.346	44 PoI ESPARGARO	SPA	HONDA	1'31.427	175.1	3
5'30.320	12 Maverick VIÑALES	SPA	APRILIA	1'31.016	175.9	3
6'54.122	72 Marco BEZZECCHI	ITA	DUCATI	1'30.673	176.5	4
7'00.935	12 Maverick VIÑALES	SPA	APRILIA	1'30.615	176.7	4
8'29.753	93 Marc MARQUEZ	SPA	HONDA	1'30.126	177.6	5
41'10.111	72 Marco BEZZECCHI	ITA	DUCATI	1'29.871	178.1	18
41'16.660	12 Maverick VIÑALES	SPA	APRILIA	1'29.745	178.4	16
42'20.635	20 Fabio QUARTARARO	FRA	YAMAHA	1'29.614	178.6	18
44'18.406	72 Marco BEZZECCHI	ITA	DUCATI	1'29.513	178.8	20
44'37.529	5 Johann ZARCO	FRA	DUCATI	1'29.475	178.9	17

These data/results cannot be reproduced, stored and/or transmitted in whole or in part by any manner of electronic, mechanical, photocopying, recording, broadcasting or otherwise now known or herein after developed without the previous express consent by the copyright owner, except for reproduction in daily press and regular printed publications on sale to the public within 60 days of the event related to those data/results and always provided that copyright symbol appears together as follows below.

© DORNA, 2022

Official MotoGP Timing by TISSOT
www.motogp.com



Phillip Island, Friday, October 14, 2022